

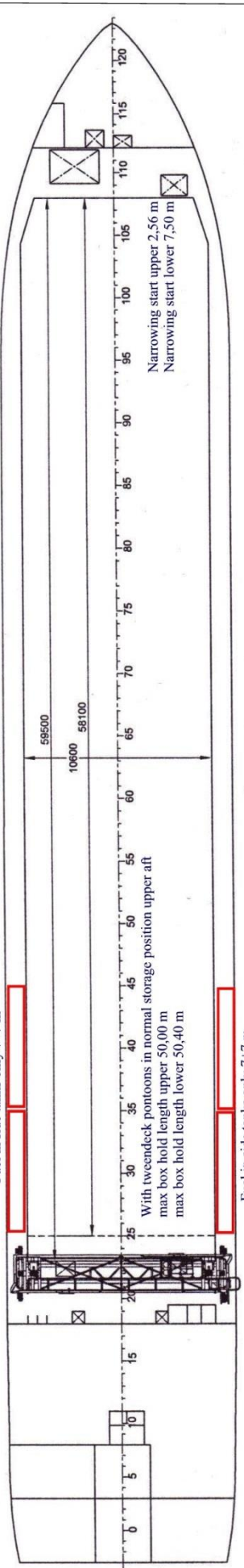
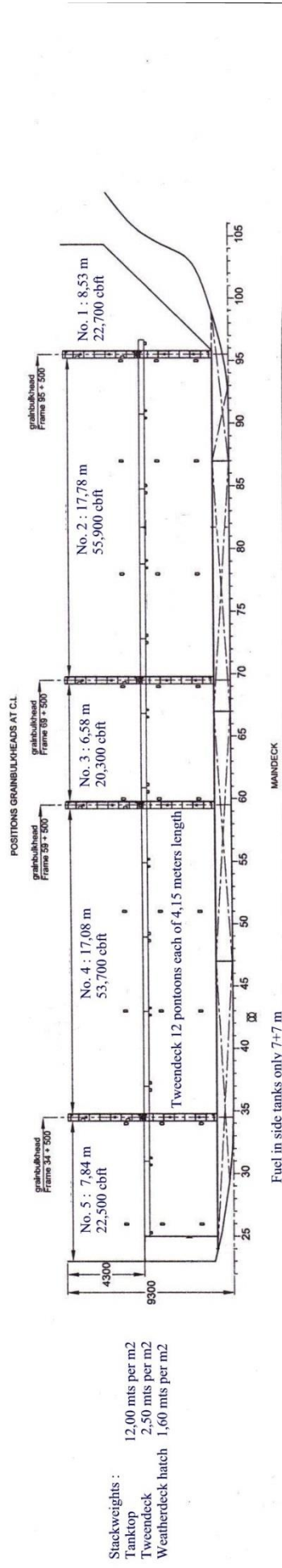
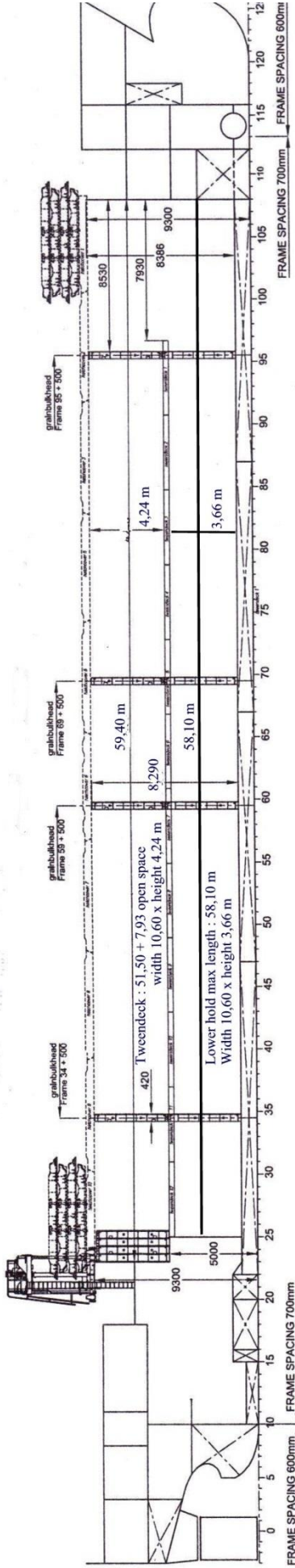


M.V. ” ANNE DORTE ”

Flag	Dutch flag	
Built		2008-2010
Call sign / imo number		PCKF / 9466233
Communications		Email : pckf..@globeemail.com
.....		Phone : +88 1677 710990
Type		Gearless box single/tweendecker
Class		Bureau Veritas highest, Ice Class 1 A
P + I Club.....		Standard London
Dwat		3350 mt
Dwcc summer basis 80 tons bunkers		About 3000 mt basis draft 5,40 m saltwater
Dwcc winter basis 80 tons bunkers.....		About 2900 mt basis draft 5,25 saltwater
GT/ NT		2622 / 1421
Loa/ beam		88,30 m / 12,90 m
Draft in ballast		Min 4,0 m / max 4,6 m
Draft in ice trading.....		min 4,00 m / max 5,25 m
Distance keel to antenna		About 26 meters
Distance keel to hatch coaming		About 9,30 m
Depth moulded.....		7,00 m
Cubic feet capacity: grain/bale.....		176.000 cbft
Timber cap.		Abt 5000 cbm seasoned LP
Container capacity		Hold: 105 teu or 48 feu
.....		deck : 56 teu or 28 feu
Stackweight teu/feu		Tanktop : 72 / 91,5 ts / hatch : 24 / 30,5 ts
Hatches		1 hatch 58,10 x 10,60 m
Hold		1 hold 58,10 x 10,60 x 8,29 m height
Tanktop / hatch max pressure		Tanktop 12 ts m2 / twn 2,5 ts / hatch 1,60 ts
Type of hatch		Steel pontoons, stacking by gantry crane
Bulkheads		2 movable bulkheads by tweendeck pontoons
IMO Cargo fitted		Yes, all imo cargo except class 1
Grainfitted.....		Yes
Speed/Consumption		Abt 10,5 knots on abt 8 ts per day ifo380
.....		In port abt 1 ts gasoil per day, and also in
.....		nad weather and when maneuvering
Bunker capacity		About 210 mtons fuel + abt 35 ts gasoil
Ballast capacity.....		About 1590 mtons
Timber fitted / Slings / Tarpaulins		Yes / yes / yes
Magnet discharge.....		No magnets
Other features :		Tweendeck 12 panels total 51,50 meters
		length or in combi with bulkhead.

All details are W. O. G. but believed to be correct.

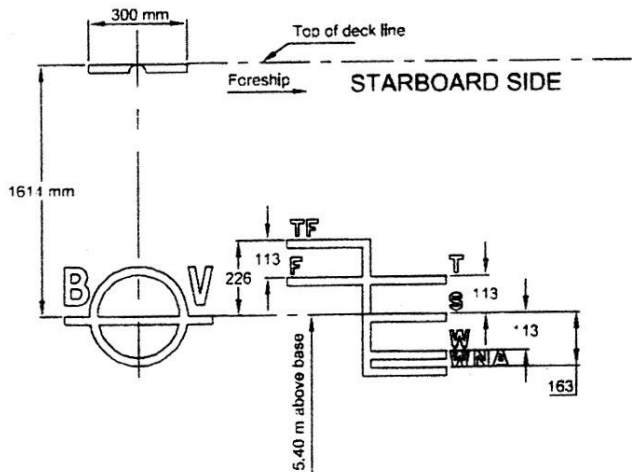
mv " Anne Dorte "



- Stackweights :
- Tanktop 12,00 mts per m2
 - Tweendeck 2,50 mts per m2
 - Weatherdeck hatch 1,60 mts per m2

mv ' ANNE DORTE '

Deadweight scale										
Draft from base	Displacement sea water	Deadweight sea water	S.G.					MCT tonn/cm	Immersion ton/cm	KM m
			1.020	1.015	1.010	1.005	1.000			
5.500	5000	3500	[Scale]					65.00	10.40	
5.000	4500	3000	[Scale]					60.00	10.20	
4.500	4000	2500	[Scale]					55.00	10.00	
4.000	3500	2000	[Scale]					50.00	9.80	
3.500	3000	1500	[Scale]					45.00	9.60	5.750
3.000	2500	1000	[Scale]					42.50	9.40	6.000
2.500	2000	500	[Scale]					40.00	9.20	6.500
2.000	1500	0	[Scale]						9.00	7.000
			[Scale]						8.80	7.500
			[Scale]							8.000





Discharging at the River Humber



With caravans on a cold day



Some long concrete pipes



Loading bulk cargo with pontoons stowed away.